

**Seasonal Moth Trapping for Detection of Adult Flights for Southwestern
Corn Borer, Western Bean Cutworm, and Fall Armyworm in the Texas High
Plains**

Final Report
December 31, 2012

Dr. Ed Bynum

Extension Entomologist
Texas A&M AgriLife Research and Extension Center
6500 Amarillo Blvd., West
Amarillo, TX 79106
(806) 677- 5600 (FAX 806-677-5644)
Ebynum@ag.tamu.edu

Dr. Pat Porter

Extension Entomologist
Texas A&M AgriLife Research and Extension Center
1102 East FM 1294
Lubbock, Texas 79403-6603
(806) 746 – 6101 (FAX 806-746-4057)

Collaborators

Mr. Rick Auckerman, CEA-Ag, Deaf Smith County
Mr. Mike Bragg, CEA-Ag, Hartley/Dallam Counties
Mr. Brandon Boughen, CEA-Ag, Potter County
Mr. Gary Cross, CEA-Ag, Hale County
Mr. Brad Easterling, CEA-Ag, Sherman County
Mr. Marcel Fischbacher, CEA-Ag, Moore County
Mr. David Graf, CEA-Ag, Swisher County
Mr. Benji Henderson, CEA-Ag, Parmer County
Mr. Brandon McGinty, CEA-Ag, Gray County
Mr. J. D. Ragland, CEA-Ag, Randall County
Mr. J. R. Sprague, CEA-Ag, Lipscomb County
Mr. Scott Strawn, CEA-Ag, Ochiltree County
Ms. Kristy Synatschk, Hutchinson County

Summary

The Moth Trapping project was conducted from June 2012 through August 2012 to monitor the seasonal moth flights of Southwestern corn borer, Western bean cutworm and fall armyworm. The project was conducted in 14 counties from Hale to Parmer and up to Dallam and across to Lipscomb by Texas A&M AgriLife Extension agents. Three pheromone bucket style traps were setup (one per pest species) in each of 29 corn producer's fields. This provided a total of 87 traps across the Texas High Plains that were used to monitor the real time abundance and

flight duration of each of three moth species. Each moth species had distinctively different moth flights from the other two moth species. The western bean cutworm flight in 2012 was predominately from June 12 to July 10, but extended low levels of flight activity occurred until August 14. The southwestern corn borer flights in 2012 were not as high as in 2011, but the second generation moth numbers still reached problematic levels from July 17 to August 14 in Lipscomb, Parmer, Dallam, Deaf Smith, Hansford, Hutchinson, and Sherman. Fall armyworm moths were captured in higher numbers in Deaf Smith and Parmer counties Beginning from August 14 to September 18. These trap catches in Deaf Smith and Parmer counties were extended into September at the request of farmers wanting more information about late season activity of FAW.

These moth trapping data demonstrate the variability and differences of flight patterns of the three moth species. Monitoring the moth activity revealed that some counties like Gray, Hale, Ochiltrie, Potter, Randall, and Swisher had little activity of any of these moths which posed only a slight threat to corn. In contrast, Deaf Smith, Dallam, Hansford, Hartley, Hutchinson, Moore, Parmer and Sherman counties can have significant moth activity of SWCB and/or WBC that posed a threat to corn fields. By monitoring the moth activity and reporting the findings through Texas A&M AgriLife Extension newsletters, news articles and phone contacts to producers, crop consultants, local ag suppliers, and ag-aviators, they were able to assess when infestations were a potential threat for making management decisions. From the response of farmers, crop consultants, aerial applicators and other individuals the moth trapping project is meeting a critical need for corn producers in the Texas High Plains.

Introduction

There are approximately 1 million acres of corn grown in the Texas High Plains yearly. Producers that plant non-Bt corn for refuge requirements and for human food consumption are vulnerable to heavy damage from southwestern corn borer (SWCB), western bean cutworm (WBC), and fall armyworm (FAW) infestations. Depending on the Bt-corn hybrid a producer plants, a certain percentage of the corn acreage has to be planted to non-Bt corn hybrids as a refuge to prevent these corn pests from developing resistance to the Bt corn toxins. For corn grown in cotton producing areas (south of Amarillo, TX) the refuge acreage is 20% to 50% non-Bt corn. Fields in non-cotton areas (north of Amarillo, TX) the refuge area is 5% to 20% non-Bt corn. Also, some of the Bt corn hybrids with single gene toxins do not provide 100% protection against WBC and FAW infestations resulting in corn kernels being damaged from larvae feeding in the ear. Recently, there has been an increased incidence of damage even in the Bt-Herculex corn hybrid. Some food grade corn hybrids do not have the Bt technology and if a producer selects these hybrids to plant then 100% of the corn acreage is susceptible to damage from these pests. Therefore, if just 20% of all corn grown on the Texas High Plains there can be 200,000 acres of corn annually not protected from these corn pests.

Knowing the moth activity during the growing season is critical to making informed management decisions. The activity of these three corn pests can occur at different times and at different infestation levels depending on seasonal weather conditions. This makes it difficult for producers, crop consultants, local ag suppliers, and ag-aviators to know when there will be damaging infestations and when to make timely insecticide applications for optimum control to minimize economic losses. Therefore to assist producers, crop consultants, local ag suppliers, and ag-aviators with knowing when these pests are active, a network of Texas A&M AgriLife

County Extension Agents (CEA) across the Texas High Plains was organized to monitor the moth flight activity of SWCB, WBC, and FAW.

Objective

To provide current real time information to corn producers, crop consultants, local ag suppliers, and ag-aviators throughout the Texas High Plains about the activity of Southwestern corn borer (SWCB), Western bean cutworm (WBC) and fall armyworm (FAW) moth flights during the 2012 growing season.

Method and Materials

Thirteen county extension agents setup pheromone bucket style traps in 14 Texas counties from Hale to Parmer and up to Dallam and across to Lipscomb to monitor the abundance and duration of the moth activity. A total of 87 traps (one per pest species) were setup in 29 corn producer's fields and were monitored weekly from June until the end of August. A spreadsheet with graphs was setup on google documents so each of the county extension agents could post data from their counties. Trap catches from each field in a county were summarized and made available weekly to producers, crop consultants, local ag suppliers, and ag-aviators through phone calls and text messages from the local county extension agents, newspaper articles, county extension agent newsletters, the Texas AgriLife Extension Panhandle Pest Update newsletters, and postings on the Texas AgriLife Extension website Insect Surveys (<http://amarillo.tamu.edu/facultystaff/ed-bynum/insects/>). Also, weekly reports were provided to the Texas Corn Producers Board for their distribution to corn producers.

Results and Discussion

Project Changes for 2012

There were some important changes to the moth trapping project in 2012 compared to 2011. The most important of these changes were the addition of counties south of Amarillo being monitored for SWCB, WBC, and FAW moth flight activity. The county agents from Hale and Parmer counties found fields within their respective counties to setup moth traps. This provided important information about moth activities in counties with large acreages of both cotton and corn. Also, Dr. Pat Porter monitored for the different moths at the Texas A&M AgriLife Research and Extension Center in Lubbock. This was the furthest south that western bean cutworms have been monitored and it provided information about whether or not moths were even present in a non-corn growing area. Lubbock is a location where fall armyworms are active during the entire growing season and trap catches provide a comparison of moth activity to those locations in the northern part of the Texas Panhandle.

The county Extension agent for Deaf Smith added two additional fields (total of 4) to monitor during the growing season. The county Extension agent for Hutchinson added one additional field (total of 3) to monitor in her county and she helped the county Extension agent in Hansford county to monitor a field in his county. The additional fields monitored in these counties were at the request of farmers in their respective counties.

These additional field monitored brought the total number of producer's fields monitored to 28 plus 1 at Lubbock compared to 18 in 2011. And, the total number of moths traps were increased to 87 compared to 54 in 2011.

Moth Trapping

Climatic conditions change from year to year which influences the flight activity and abundance of moths. Comparing moth trap catches between 2011 and 2012 shows the importance of having a monitoring system to determine moth activity of SWCB, WBC, and FAW during each year. The moth activity is really unique to a county and can be variable from year to year. In 2011, SWCB moths increased to extremely high numbers (3,000 to 5,000 per weekly trap catch) in Deaf Smith County and continued for an extended period of time from July 18 to August 29. The extended flight SWCB moths indicate there was a 3rd generation of SWCB in 2011. In Dallam County high numbers of SWCB moths were also trapped from July 25 to August 15 (Fig. 1). Comparatively, moderate SWCB activity was recorded in Sherman County while the remaining counties had relatively low levels of SWCB moth activity. Even the lower levels of SWCB moth activity were still at levels that produced damaging larval infestations. In 2012, SWCB moth flights did not reach the high levels that were present in 2011 (Fig 4). The second generation moth activity across the Texas High Plains was basically for July 17 to August 14. Counties with the highest numbers of SWCB moths during this time were Lipscomb, Parmer, and Dallam (Fig. 4). Dallam county had an early peak of SWCB (June 29) and Parmer county had a late flight of SWCB (Aug 28 to Sept 4). Counties with more moderate, but significant, SWCB flights were Deaf Smith, Hansford, Hutchinson, and Sherman. Counties with little or no SWCB activity were Gray, Hale, Lubbock, Ochiltree, Potter, Randal and Swisher.

WBC moth flight activity in 2011 was from June 14 to August 1 with predominately high numbers from June 14 to July 18 in Dallam, Hartley and Sherman counties (Fig. 2). Although moth trap catches were not extremely high in Moore County, trap catches at one location showed WBC were active the last week of June. The rest of the counties had nominal to no activity of WBC. In contrast, WBC moth activity in 2012 was predominately for June 12 to July 10, but moths continued to be activity in lower densities until August 7 (Fig. 5). This continued activity extended the application window for farmers to protect fields from larval infestations.

The pheromone lure for FAW moths is not as attractive to moths as lures for SWCB and WBC. Still the lures are effective enough to show patterns of moth flights during the growing season. FAW moth activity in 2011 began with relatively high numbers as shown by trap numbers June 6 in several counties, but activity drop to low levels until moths became active again the last of August (particularly in Lipscomb County) (Fig 3). In 2012, FAW activity was relatively low from June 5 to August 14 (Fig. 6). Beginning from August 14 to September 18, FAW moths were captured in higher numbers in Deaf Smith and Parmer counties. These trap catches in Deaf Smith and Parmer counties were extended into September at the request of farmers wanting more information about late season activity of FAW.

These moth trapping data demonstrate the variability and differences of flight patterns of the three moth species. Monitoring moth activity revealed that some counties like Gray, Hale, Ochiltree, Potter, Randall, and Swisher had little activity of any of these moths which posed only a slight threat to corn. In contrast, Deaf Smith, Dallam, Hansford, Hartley, Hutchinson, Moore, Parmer and Sherman counties can have significant moth activity of SWCB and/or WBC that posed a threat to corn fields. By monitoring the moth activity and reporting the findings to producers, crop consultants, local ag suppliers, and ag-aviators, they were able to assess when infestations were a potential threat and when activity was not a threat.

Impact of Moth Trapping Project

After the 2011 growing season was completed the results of the moth trapping survey project was reported to producers at several meetings sponsored by the county extension agents.

These meetings were in Dalhart, Canyon, and Dumas, Stratford, Perryton, Morris, Pampa, and Hereford. These meetings increased individual awareness of the moth trapping project. At the meetings farmers and crop consultants wanted to know if the project was going to be continued in 2012. Their comments were that they liked having the data to help them confirm what they were seeing and to know what was happening in other areas of the Texas High Plains.

During both the 2011 and 2012 growing season the moth trapping data from weekly catches were distributed to farmers, crop consultants, and agri-business individuals through the Panhandle Pest Update newsletter to individuals on the e-mail list. County Extension agents provided the trapping data to their farmers, crop consultants, and agri-businesses by phone conversations and messages. A survey was conducted after the 2011 season to evaluate the importance of the trapping project to farmers, crop consultants, aerial applicators, and agribusinesses. From the survey, 54.5% of the respondents rated the trapping project as important and 36.4% rated the project as very important for a 90.9% satisfaction rating of the project. The trapping data was used to help determine if the moth activity of a particular species (SWCB, WBC, FAW) was a threat or not a threat from one week to the next. By knowing the moth activity, some individuals scouted fields more frequently. Individuals were able to make decisions for when to time spray applications. This survey showed that individuals used the information in making management decisions.

In 2012, farmers and consultants in Deaf Smith and Hutchinson were requesting that their county agent increase the number of fields to be monitored and wanted traps on their fields. After visiting with consultants and farmers, the moth data from the trapping project was spread more by word of mouth. After each Panhandle Pest Update newsletter containing moth trapping data was e-mailed, Mr. Russell French, Pioneer seed company representative, would forward the newsletter to other farmers, crop consultants, and company representatives. From the response of farmers, crop consultants, aerial applicators and other individuals the moth trapping project is meeting a critical need to corn producers in the Texas High Plains.

Figure 1. Southwestern Corn Borer 2011

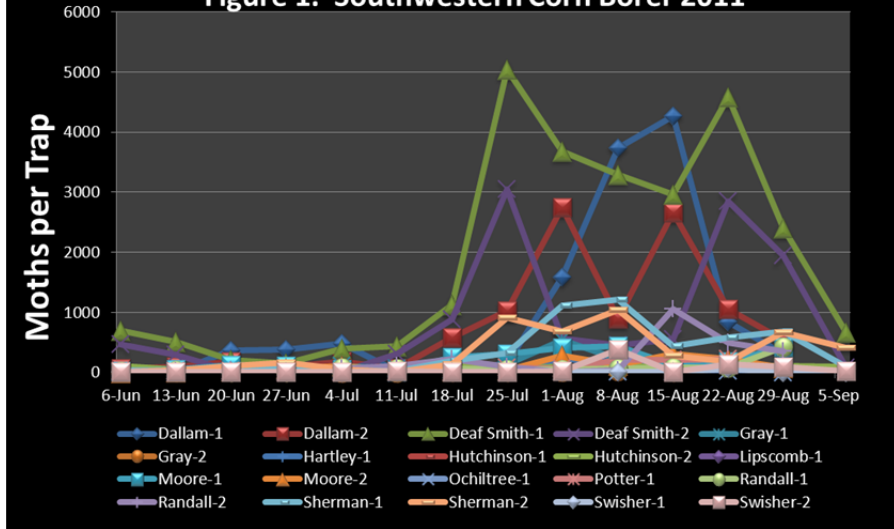


Figure 4. Southwestern Corn Borer 2012

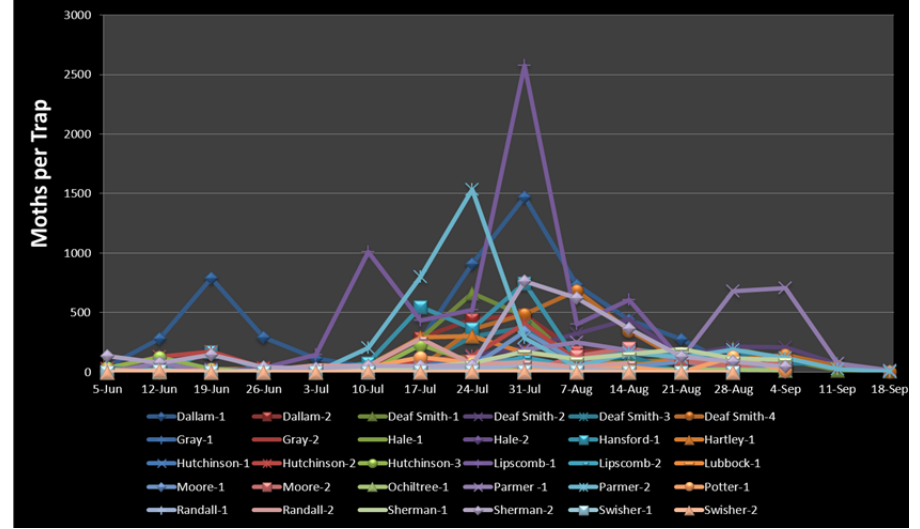


Figure 2. Western Bean Cutworm 2011

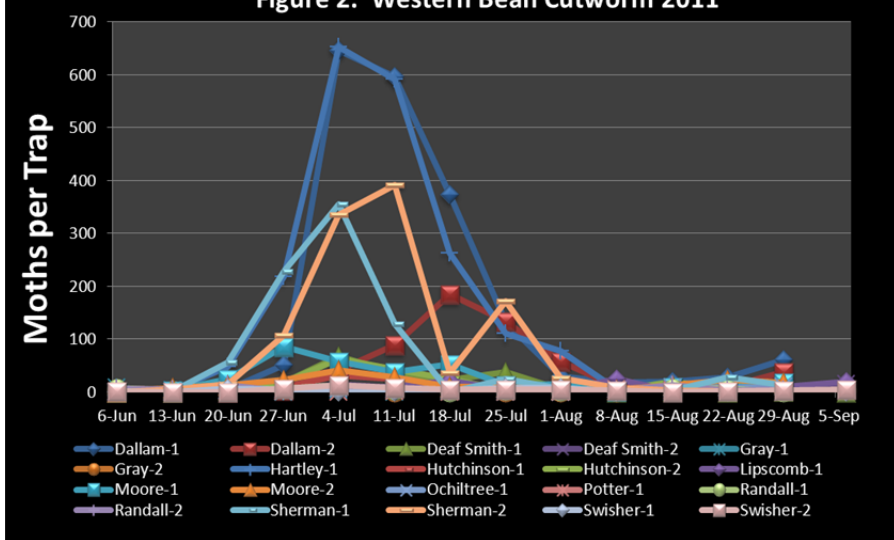


Figure 5. Western Bean Cutworm 2012

